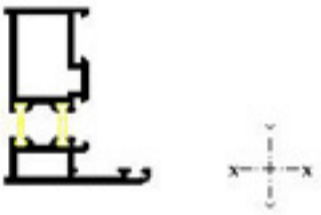
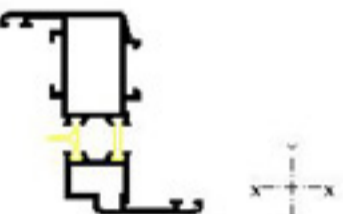

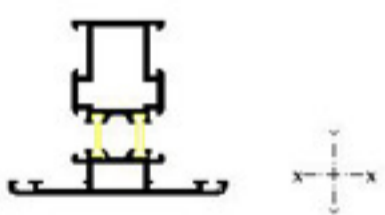
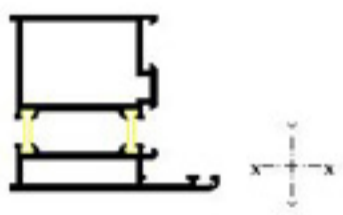

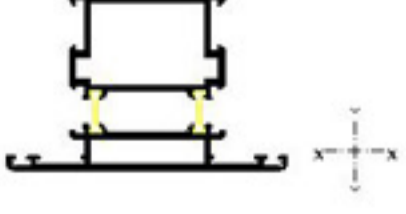
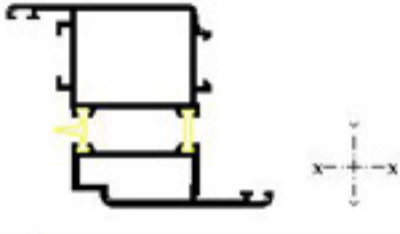
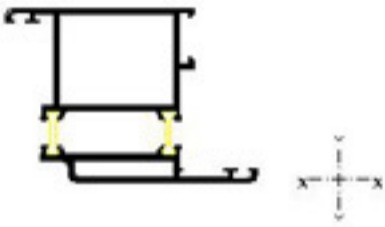
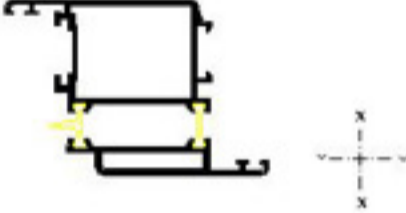
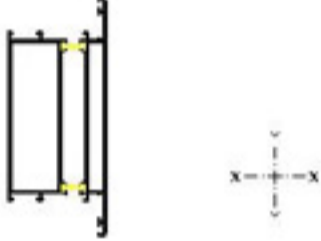
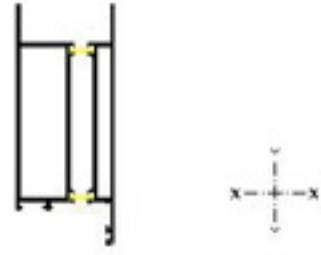
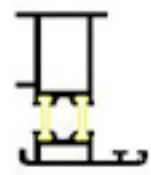
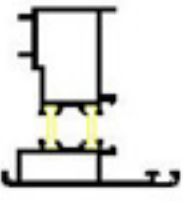









**PROFİL LİSTESİ-1-**

SIRA NO	KOD NO	PROFİL RESMİ	PROFİL ADI	AĞIRLIK kg/m	Ixx cm <sup>4</sup>	Iyy cm <sup>4</sup>	Wxx cm <sup>3</sup>	Wyy cm <sup>3</sup>
001	2841		PENCERE DAR KASA PROFİLİ	1.357	21.6	7.5	12.8	2.95
002	2843		PENCERE DAR KANAT PROFİLİ	1.599	36.0	11.4	10.6	3.3
003	2903		PENCERE DAR KANAT PROFİLİ	1.379	32.4	11.0	9.5	3.2
004	2845		PENCERE DAR ORTA KAYIT+ KASA PROFİLİ	1.624	25.8	13.5	6.8	5.7
005	2847		PENCERE GENİS KASA PROFİLİ + KAPI KASA PROFİLİ	1.704	30.3	26.8	10.7	10.5
006	2881		PENCERE GENİS KANAT PROFİLİ	1.735	42.0	21.9	10.6	6.4
007	2851		PENCERE GENİS ORTA KAYIT+ KASA PROFİLİ + KAPI GENİS ORTA KAYIT+ KASA PROFİLİ	2.098	34.6	39.3	7.1	16.3








### PROFİL LİSTESİ-2-

SIRA NO	KOD NO	PROFİL RESMİ	PROFİL ADI	AĞIRLIK kg/m	Ixx cm <sup>4</sup>	Iyy cm <sup>4</sup>	Wxx cm <sup>3</sup>	Wyy cm <sup>3</sup>
008	2910		KAPI KANAT PROFİLİ	1.961	35.8	47.5	10.6	10.6
009	2849		KAPI KANAT PROFİLİ	1.786	34.5	31.6	8.5	12.0
010	2908		KAPI KANAT PROFİLİ	1.947	35.0	35.0	7.6	12.6
011	2885		KAPI GENİŞ ORTA KAYIT PROFİLİ	3.162	177.8	53.9	74.1	7.2
012	2897		KAPI ETEK(BAZA) PROFİLİ	3.298	-	-	-	-
013	2901		ADAPTÖR PROFİLİ	1.016	-	-	-	-
014	2894		ADAPTÖR PROFİLİ	1.340	-	-	-	-




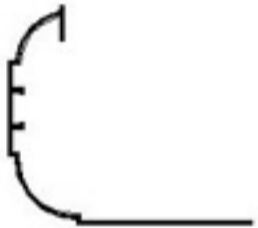



### PROFİL LİSTESİ-3-

SIRA NO	KOD NO	PROFİL RESMİ	PROFİL ADI	AĞIRLIK kg/m	lxx cm4	lyy cm4	Wxx cm3	Wyy cm3
015	2828		PENCERE GENİS KANAT DİŞ KÖŞE TAKOZU	4.617	-	-	-	-
016	2830		KASA-KANAT KÖŞE TAKOZU	5.034	-	-	-	-
017	2914		PENCERE ORTA KAYIT KASA,KANAT İÇ KÖŞE TAKOZU	4.228	-	-	-	-
018	2832		KAPI KASA MENTESESİ	2.733	-	-	-	-
019	2833		KAPI KASA MENTESESİ KAPAGI	0.506	-	-	-	-
020	2834		KAPI KANAT MENTESESİ	3.555	-	-	-	-
021	2835		KAPI KANAT MENTESESİ KAPAGI	0.767	-	-	-	-

**PROFİL LİSTESİ-4-**

SIRA NO	KOD NO	PROFİL RESMİ	PROFİL ADI	AĞIRLIK kg/m	Ixx cm <sup>4</sup>	Iyy cm <sup>4</sup>	Wxx cm <sup>3</sup>	Wyy cm <sup>3</sup>
022	2773		PENCERE KANAT MENTEŞESİ	0.715	-	-	-	-
023	2774		PENCERE KASA MENTEŞESİ	0.727	-	-	-	-
024	2915		ÇEKTİRME PROFİLİ	1.035	-	-	-	-
025	2917		KAPI KASA T PROFİLİ	0.196	-	-	-	-
026	2905		KAPI KASA T PROFİLİ	0.204	-	-	-	-
027	2877		KAPI KASA T PROFİLİ	0.246	-	-	-	-
028	2823		KAPI KASA T PROFİLİ	0.202	-	-	-	-

**PROFİL LİSTESİ-5-**

SIRA NO	KOD NO	PROFİL RESMİ	PROFİL ADI	AĞIRLIK kg/m	Ixx cm <sup>4</sup>	Iyy cm <sup>4</sup>	Wxx cm <sup>3</sup>	Wyy cm <sup>3</sup>
029	2907		DENİZLİK PROFİLİ	0.265	-	-	-	-
030	2515		İSPANYOLET ÇUBUĞU	0.143	-	-	-	-
031	2899		KAPI KANAT BİNİ ADAPTÖRÜ	0.224	-	-	-	-
033	2836		SÖVE PROFİLİ	0.638	-	-	-	-
034	2824		PERVAZ PROFİLİ	0.582	-	-	-	-
032	2826		KİLİT ALTI LAMASI	0.165	-	-	-	-
035	2827		KİLİT KARSILIGI	0.393	-	-	-	-